


BALLOT INSTRUCTIONS

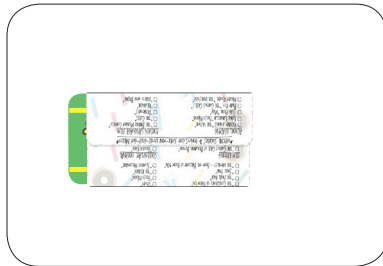
Printable ballot?! My god, I'll never Figure it out!




1. Print & cut out your ballot.




2. Get a card from your wallet to help make your ballot **truly** pocket-sized.



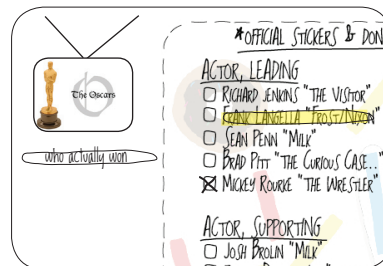
3. Starting at the bottom of the ballot, fold the paper around the card until the paper and the card are the same size.



4. Place a sticker over the flap where the front of the ballot folds over the bottom. This is mostly for cuteness. Carry your tiny little ballot in your wallet and ponder your choices daily.



5. Select favorites carefully over time by whatever method you choose. Mine? Highlight those I want to win, X off those I think will win.



6. On the big night, take out your ballot and circle winners. Hopefully you'll have made a few ballots for friends, so you can compete with them. (This is the only way I can get anyone to watch with me.) Revel in glory or cry in defeat.